

Progress Towards Global Immunization Goals - 2013

Summary presentation of
key indicators

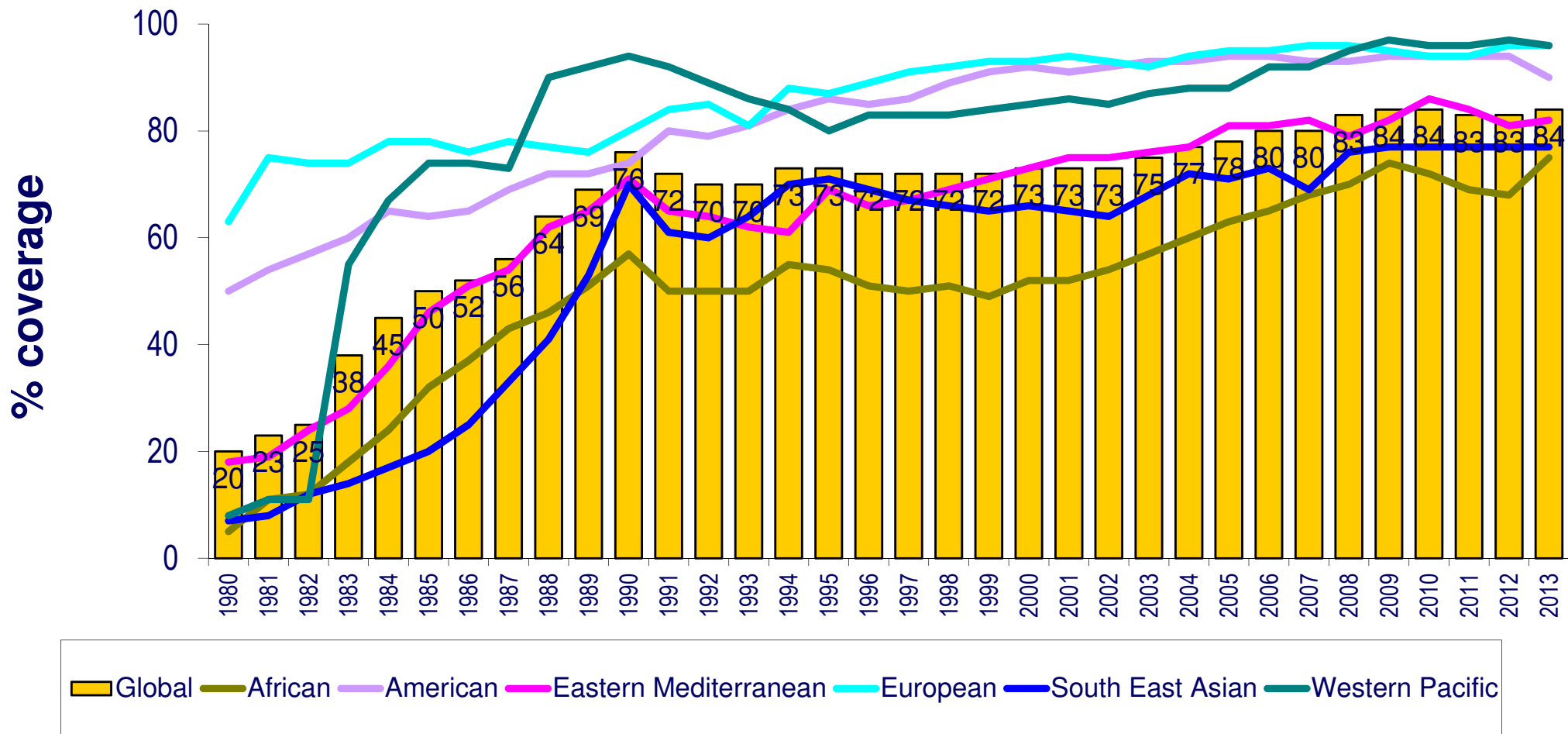
Updated July 2014



World Health
Organization

Global Immunization 1980-2013, DTP3 coverage

global coverage at 84% in 2013

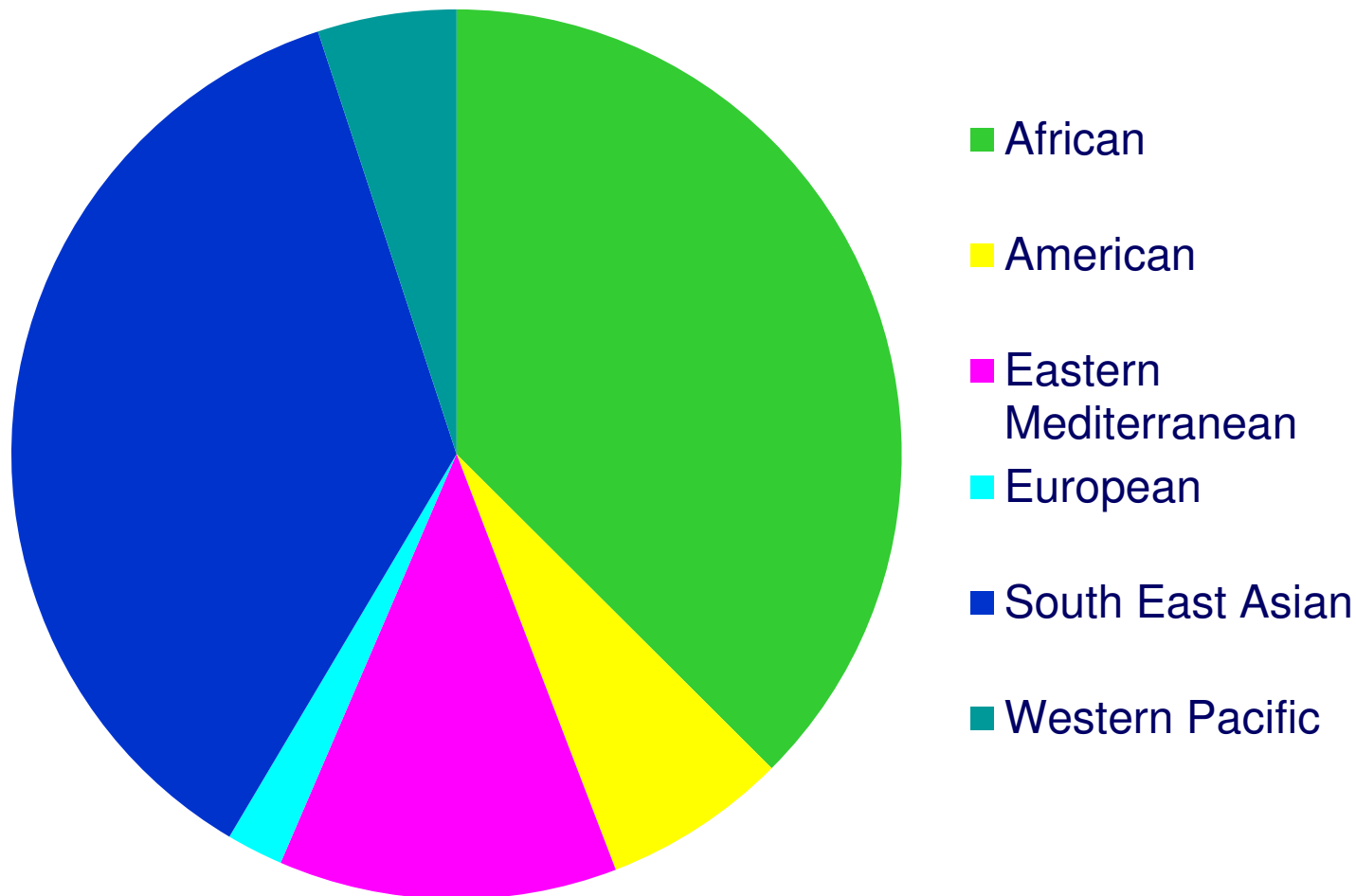


Source: WHO/UNICEF coverage estimates 2013 revision. July 2014
 Immunization Vaccines and Biologicals, (IVB), World Health Organization.
 194 WHO Member States. Date of slide: 15 July 2014.



World Health Organization

21.8 million infants not immunized (DTP3), 2013



Source: WHO/UNICEF coverage estimates 2013 revision. July 2014 / United Nations, Population Division. The World Population Prospects - the 2012 revision". New York, 2013.
Immunization Vaccines and Biologicals, (IVB), World Health Organization.
194 WHO Member States. Date of slide: 28 July 2014.

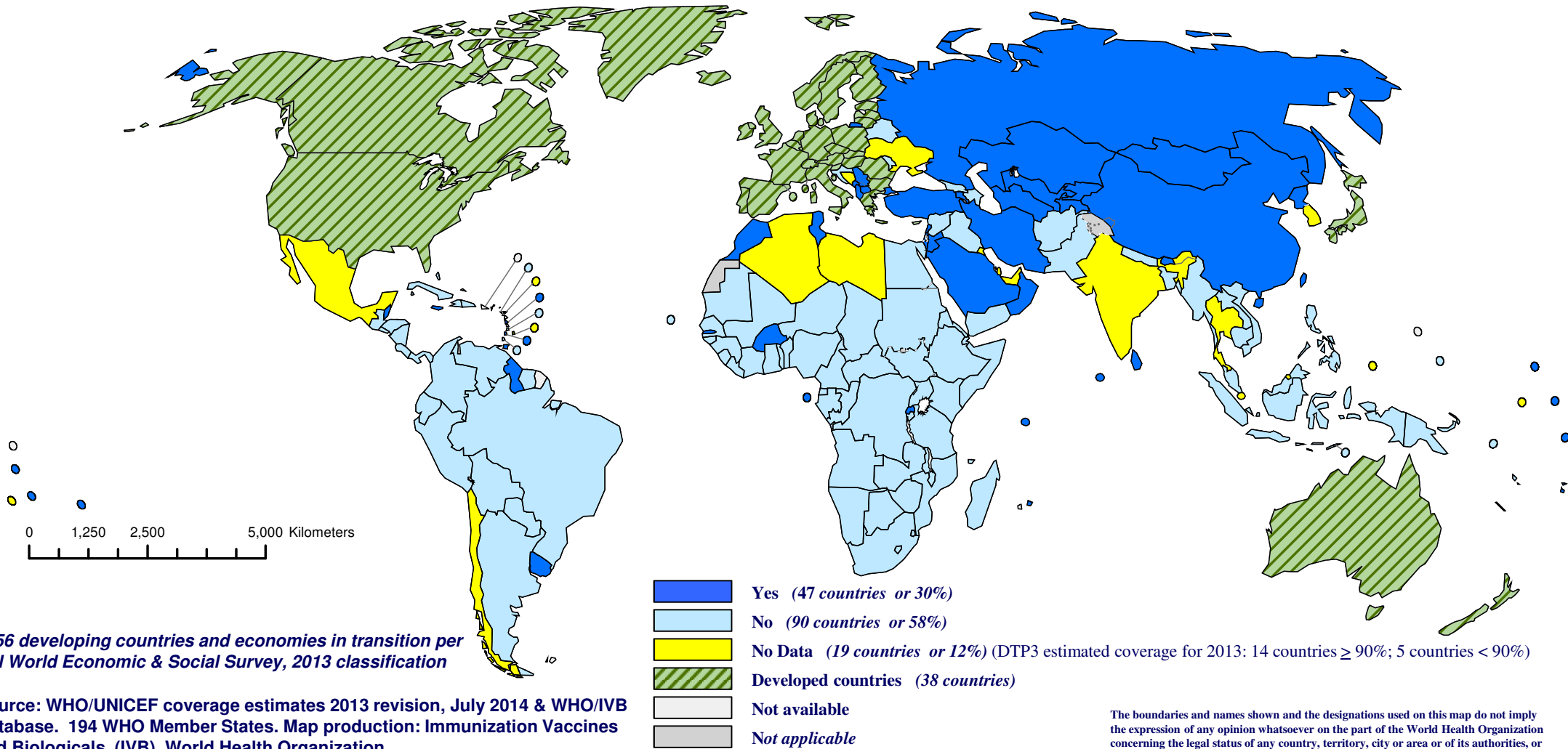
GLOBAL

Annual surviving infants cohort = 133.6 million

84% DTP3 coverage
111.8 million children vaccinated

Additional children to reach at different coverage level		Children unvaccinated
84%	0	21.8 million
90%	8.4 million	13.4 million
100%	21.8 million	0

“Developing”* countries with all districts achieving at least 80% DTP3 coverage, 2013

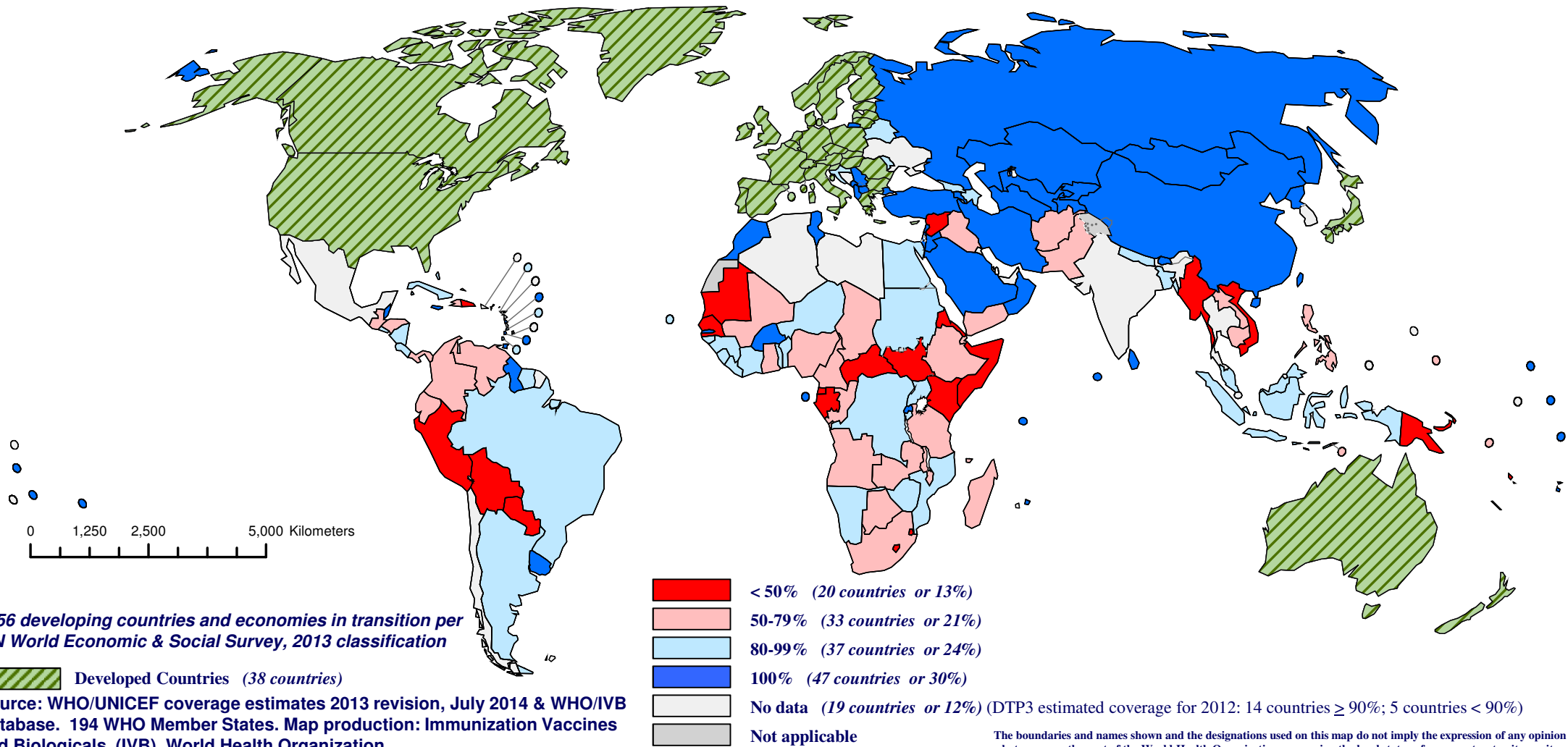


*156 developing countries and economies in transition per UN World Economic & Social Survey, 2013 classification

Source: WHO/UNICEF coverage estimates 2013 revision, July 2014 & WHO/IVB Database. 194 WHO Member States. Map production: Immunization Vaccines and Biologicals, (IVB). World Health Organization
Date of slide: 29 July 2014

The boundaries and names shown and the designations used on this map do not imply the expression of any opinion whatsoever on the part of the World Health Organization concerning the legal status of any country, territory, city or area or of its authorities, or concerning the delimitation of its frontiers or boundaries. Dotted lines on maps represent approximate border lines for which there may not yet be full agreement. © WHO 2014. All rights reserved

“Developing”^{*} countries with % of districts achieving at least 80% DTP3 coverage, 2013

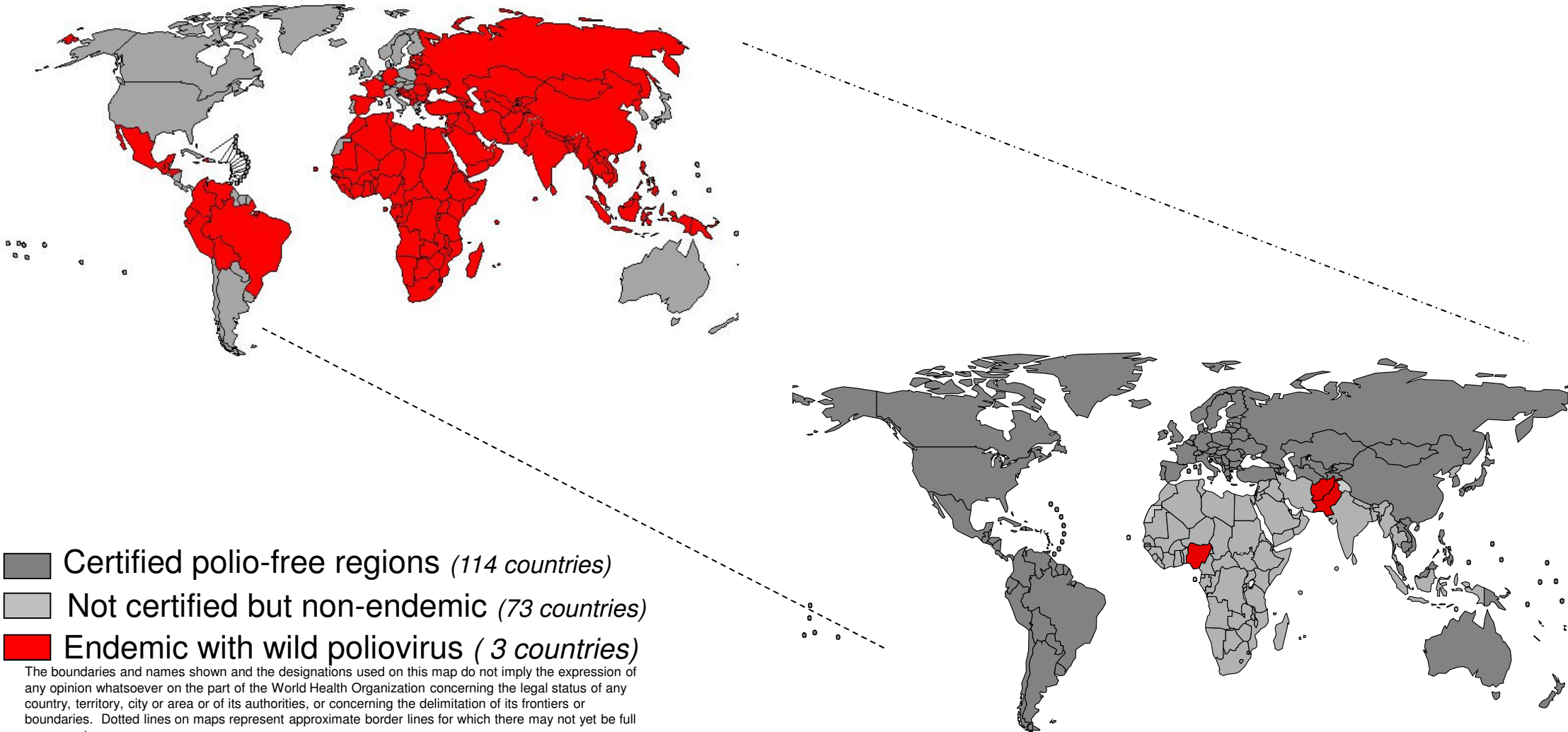


^{*}156 developing countries and economies in transition per UN World Economic & Social Survey, 2013 classification

Source: WHO/UNICEF coverage estimates 2013 revision, July 2014 & WHO/IVB Database. 194 WHO Member States. Map production: Immunization Vaccines and Biologicals, (IVB). World Health Organization
Date of slide: 29 July 2014

The boundaries and names shown and the designations used on this map do not imply the expression of any opinion whatsoever on the part of the World Health Organization concerning the legal status of any country, territory, city or area or of its authorities, or concerning the delimitation of its frontiers or boundaries. Dotted lines on maps represent approximate border lines for which there may not yet be full agreement. © WHO 2014. All rights reserved

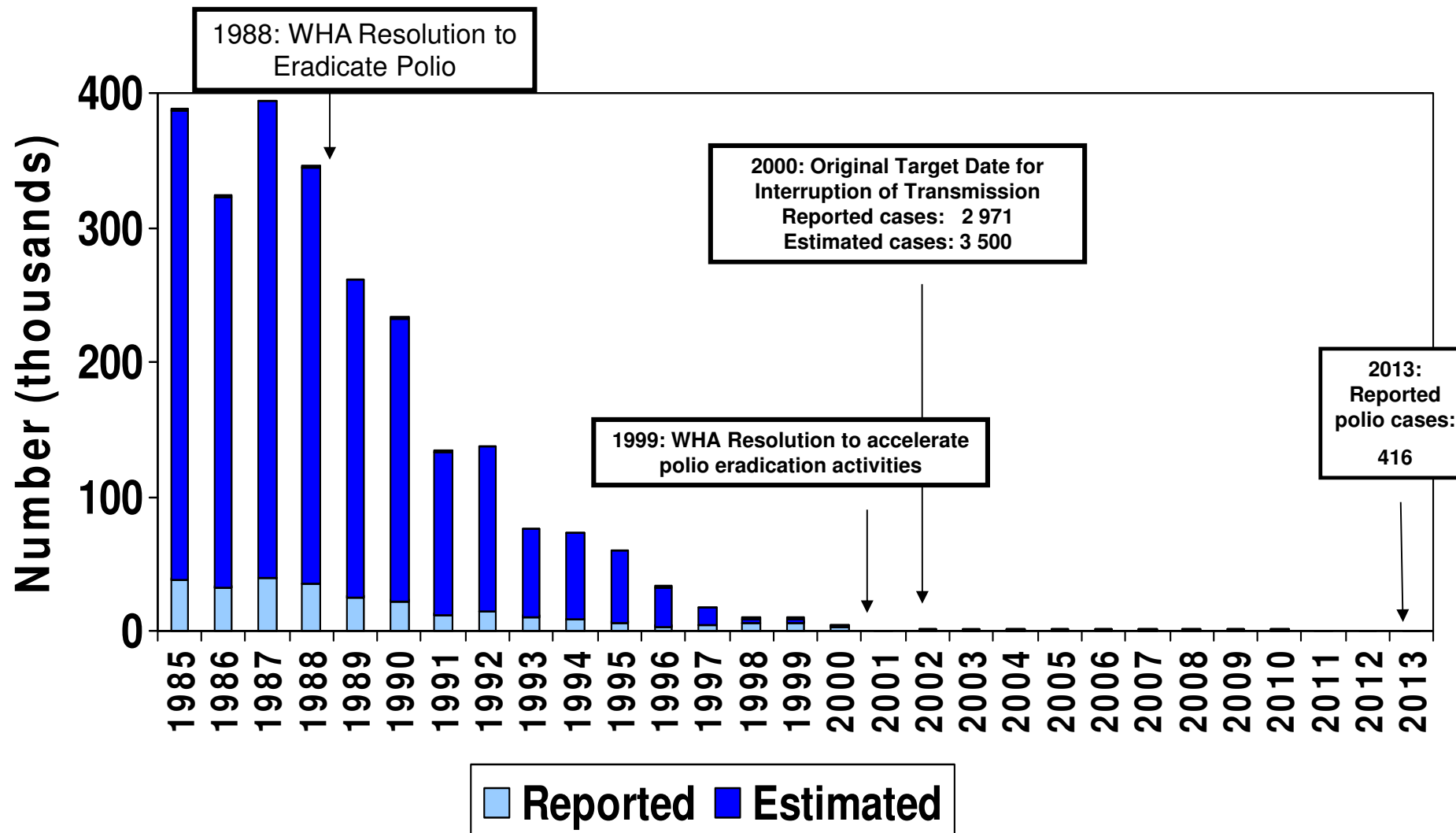
Polio Eradication Progress, 1988 – 2013



© WHO 2014. All rights reserved

Source: WHO/POLIO database, as of Jul 2014

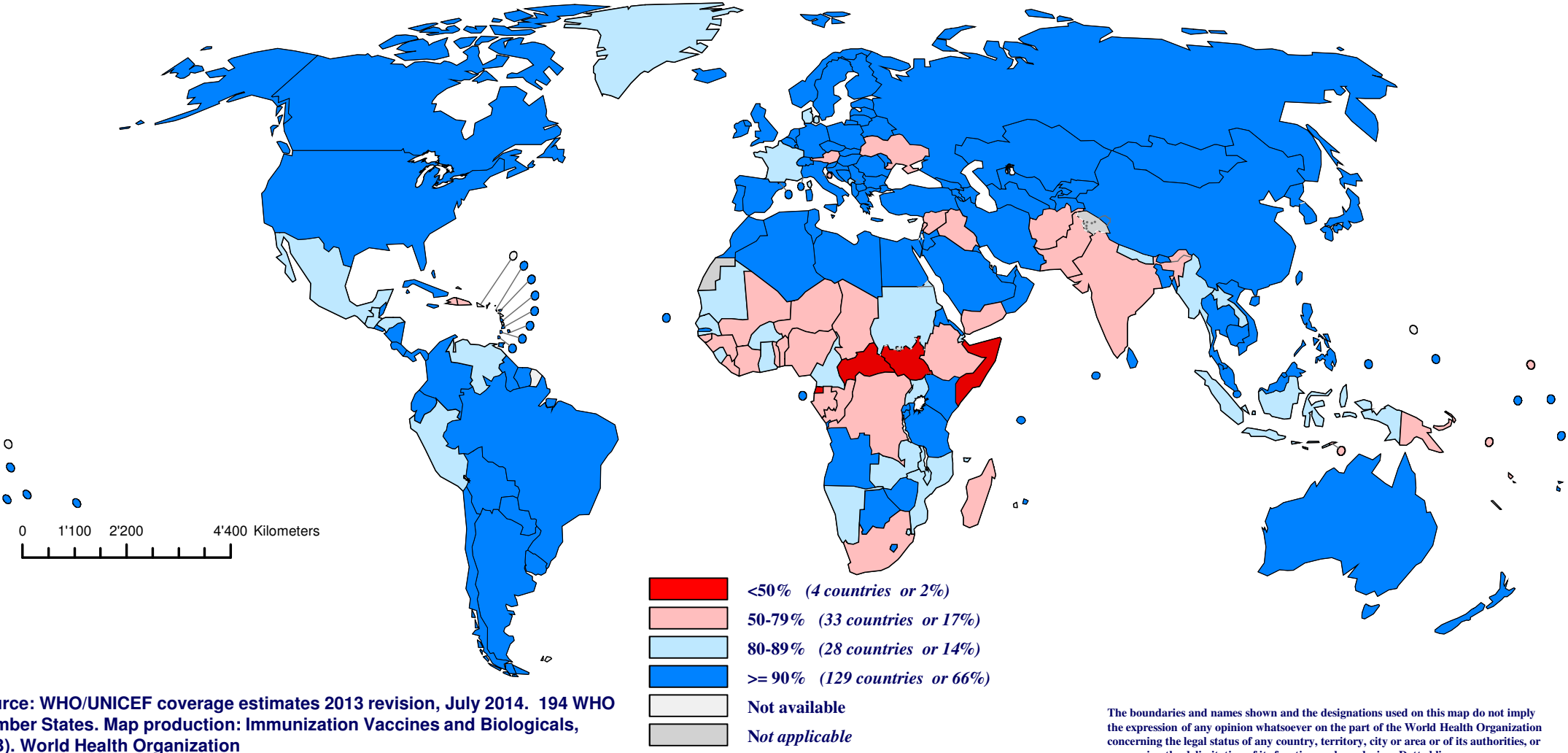
Progress in Polio Eradication, Estimated and Reported Polio Cases, 1985-2013



Source: WHO/Polio database, July 2014

194 WHO Member States.

Immunization coverage with measles containing vaccines in infants, 2013

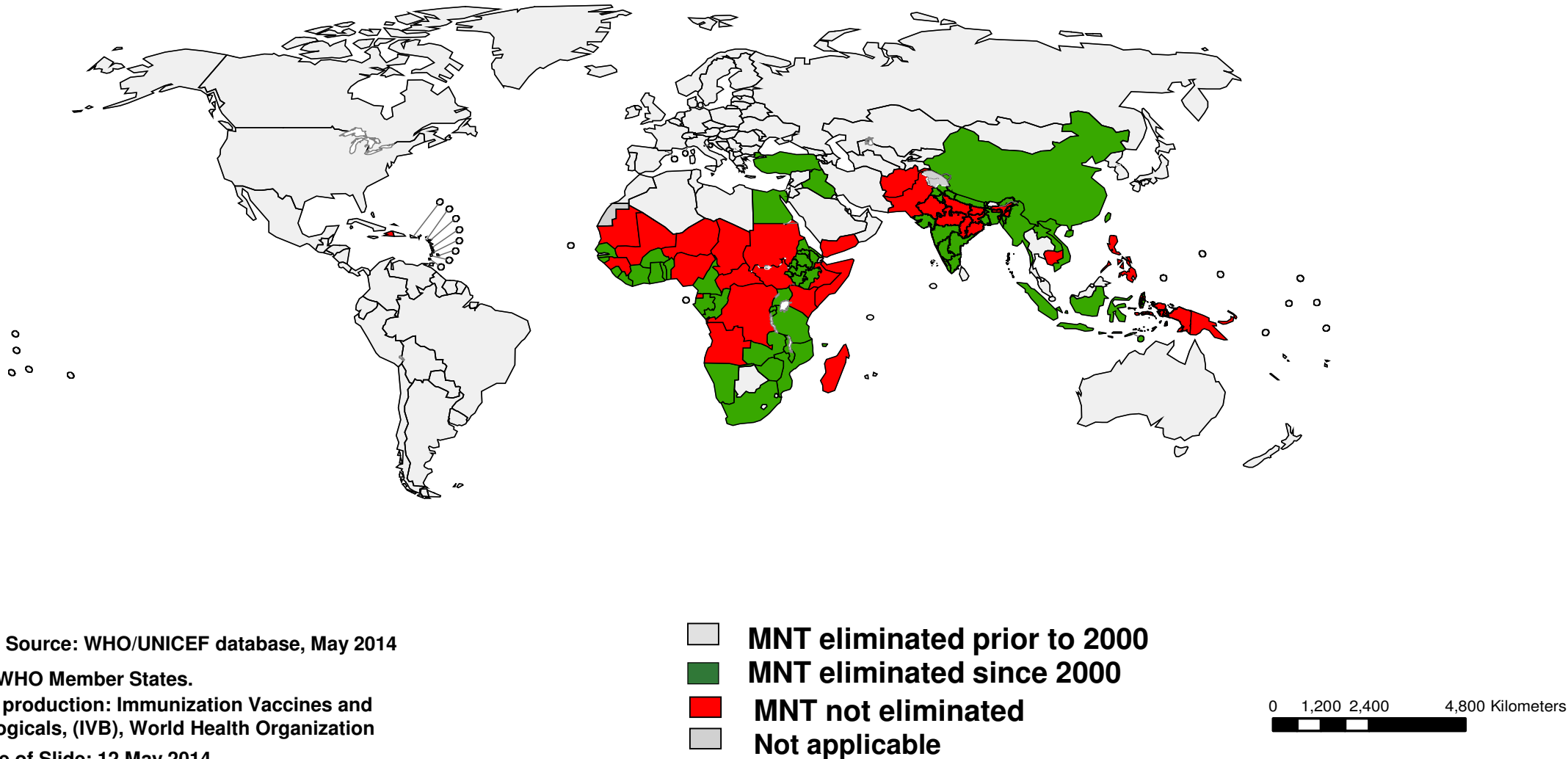


Source: WHO/UNICEF coverage estimates 2013 revision, July 2014. 194 WHO Member States. Map production: Immunization Vaccines and Biologicals, (IVB). World Health Organization
 Date of slide: 16 July 2014

The boundaries and names shown and the designations used on this map do not imply the expression of any opinion whatsoever on the part of the World Health Organization concerning the legal status of any country, territory, city or area or of its authorities, or concerning the delimitation of its frontiers or boundaries. Dotted lines on maps represent approximate border lines for which there may not yet be full agreement. © WHO 2014. All rights reserved

34 Countries eliminated MNT between 2000 & 2013

*(Plus 18 States out of 35 in India, Ethiopia all except Somali region and 29 provinces out of 33 in Indonesia) leaving 25 countries yet to eliminate MNT



Data Source: WHO/UNICEF database, May 2014

194 WHO Member States.

Map production: Immunization Vaccines and Biologicals, (IVB), World Health Organization

Date of Slide: 12 May 2014

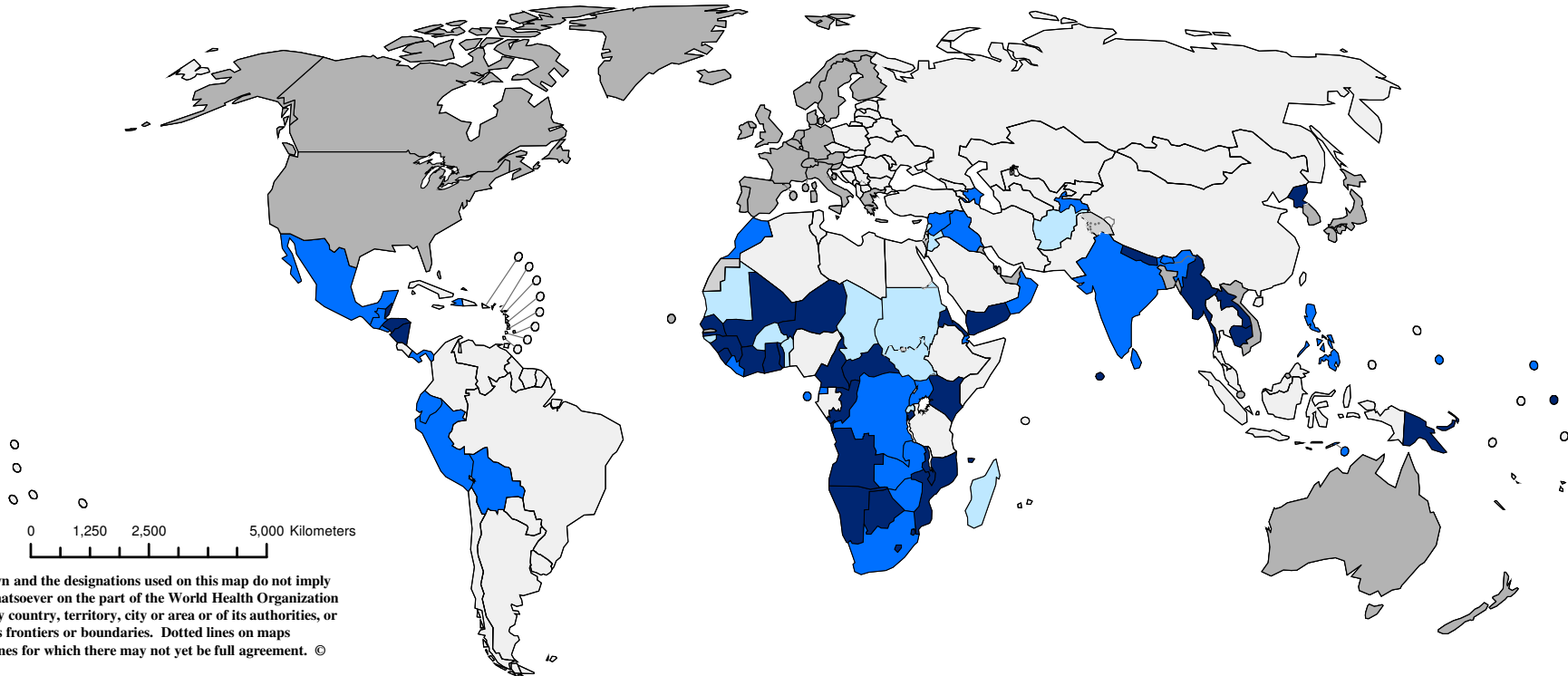
The boundaries and names shown and the designations used on this map do not imply the expression of any opinion whatsoever on the part of the World Health Organization concerning the legal status of any country, territory, city or area or of its authorities, or concerning the delimitation of its frontiers or boundaries. Dotted lines on maps represent approximate border lines for which there may not yet be full agreement.

© WHO 2014. All rights reserved



World Health Organization

Countries Providing Vitamin A Supplementation, 2013



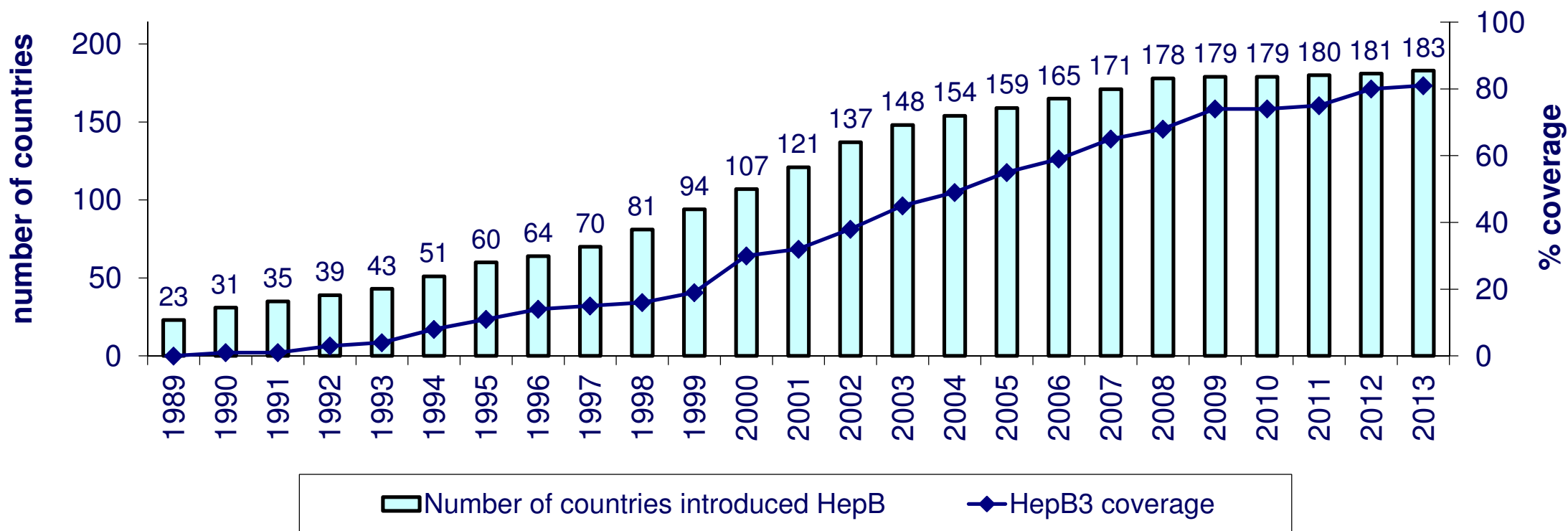
- Vitamin A distributed with routine and supplementary immunization activities (34 countries or 22%)
- Vitamin A distributed only with routine immunization services (30 countries or 20%)
- Vitamin A distributed only with supplementary immunization activities (12 countries or 8%)
- No Vitamin A distribution (77 countries or 50%)
- Not a public health problem (41)

Global summary of EPI-linked Vitamin A distribution

Vitamin A with routine EPI: 64 countries
 Vitamin A with EPI campaigns: 46 countries
 Vitamin A with both (routine & EPI campaigns): 34 countries
 Total: 76 countries

Source: WHO/IVB Database as at 08 June 2014. 194 WHO Member States. Map production: Immunization Vaccines and Biologicals, (IVB). World Health Organization
 Date of slide: 28 July 2014

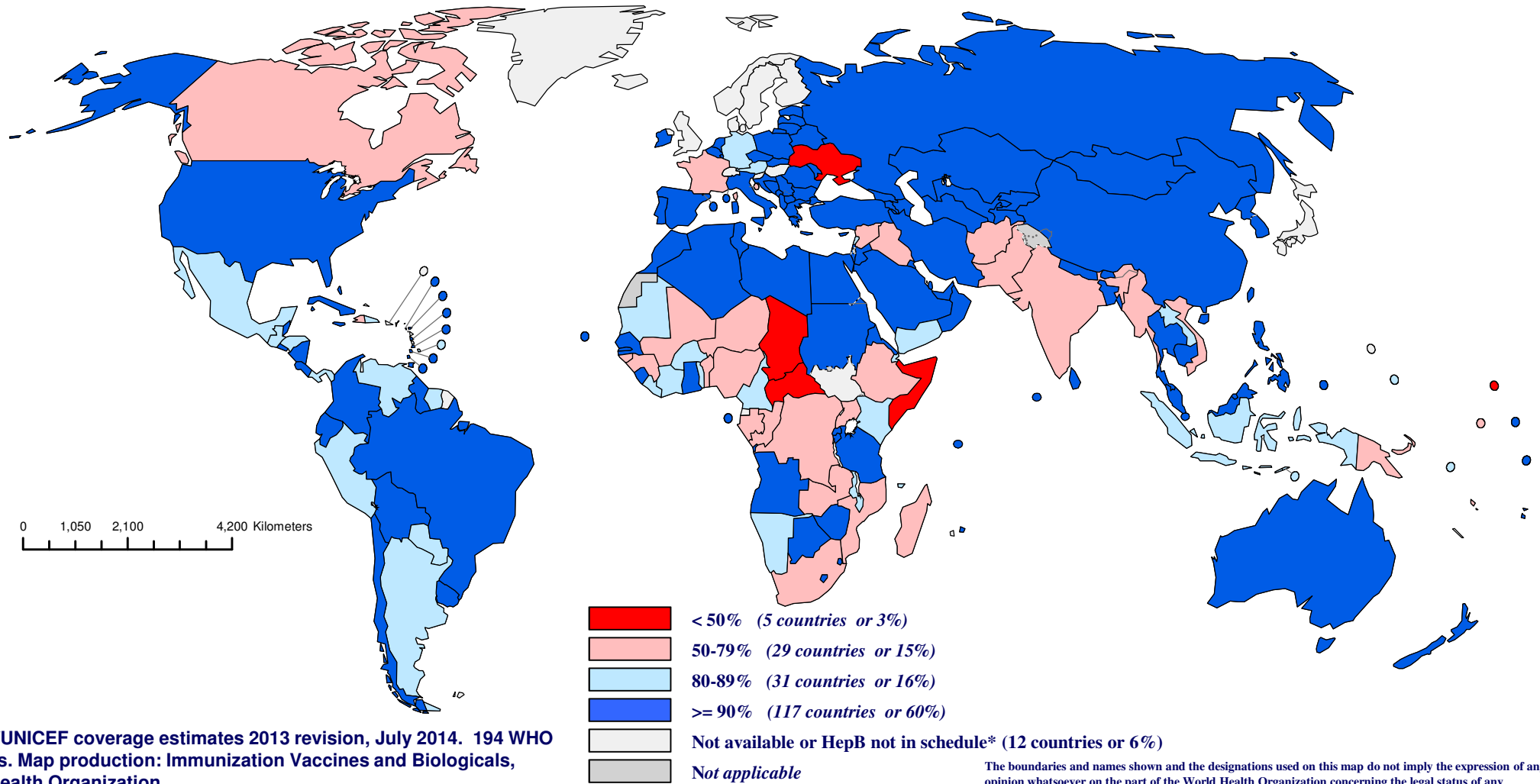
Number of countries having introduced HepB vaccine* and global infant HepB3 coverage, 1989-2013



Source: WHO/UNICEF coverage estimates 2013 revision. July 2014
 Immunization Vaccines and Biologicals, (IVB), World Health Organization.
 194 WHO Member States. Date of slide: 29 July 2014.

*excluding 3 countries where HepB administered for adolescence

Immunization coverage with 3rd dose of HepB vaccines in infants, 2013

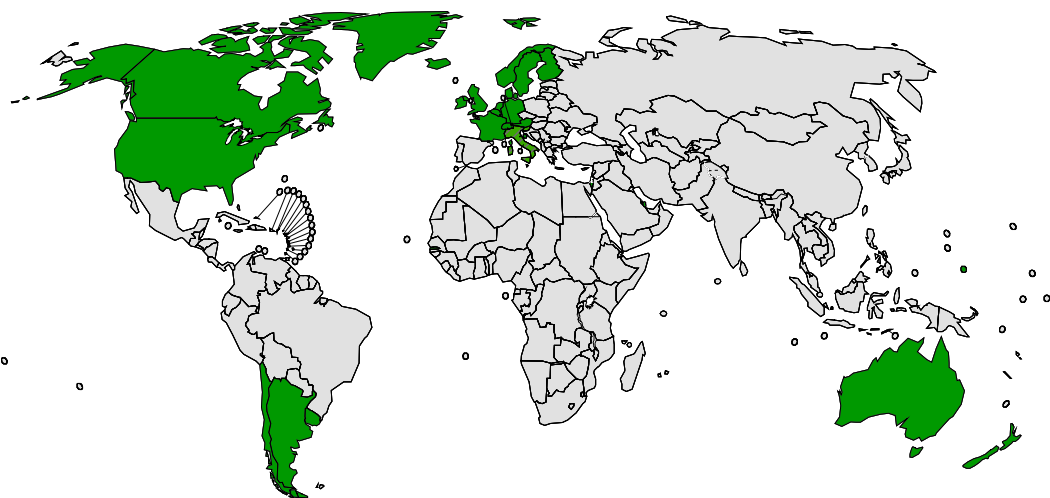


Source: WHO/UNICEF coverage estimates 2013 revision, July 2014. 194 WHO Member States. Map production: Immunization Vaccines and Biologicals, (IVB). World Health Organization
Date of slide: 30 July 2013

* Equatorial Guinea has HepB in its schedule but no coverage data available

The boundaries and names shown and the designations used on this map do not imply the expression of any opinion whatsoever on the part of the World Health Organization concerning the legal status of any country, territory, city or area or of its authorities, or concerning the delimitation of its frontiers or boundaries. Dotted lines on maps represent approximate border lines for which there may not yet be full agreement. © WHO 2014. All rights reserved

Countries having introduced Hib vaccine in 1997 and 2013

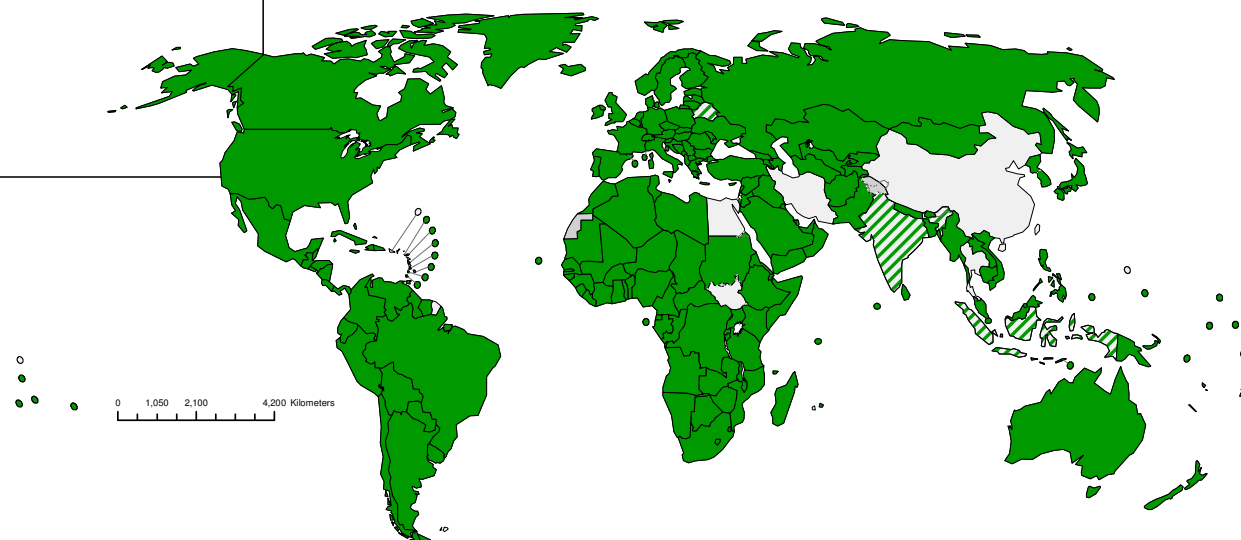


1997

-  29 countries introduced
-  2 countries partially introduced

2013

-  186 countries introduced
-  3 countries partially introduced



The boundaries and names shown and the designations used on this map do not imply the expression of any opinion whatsoever on the part of the World Health Organization concerning the legal status of any country, territory, city or area or of its authorities, or concerning the delimitation of its frontiers or boundaries. Dotted lines on maps represent approximate border lines for which there may not yet be full agreement.

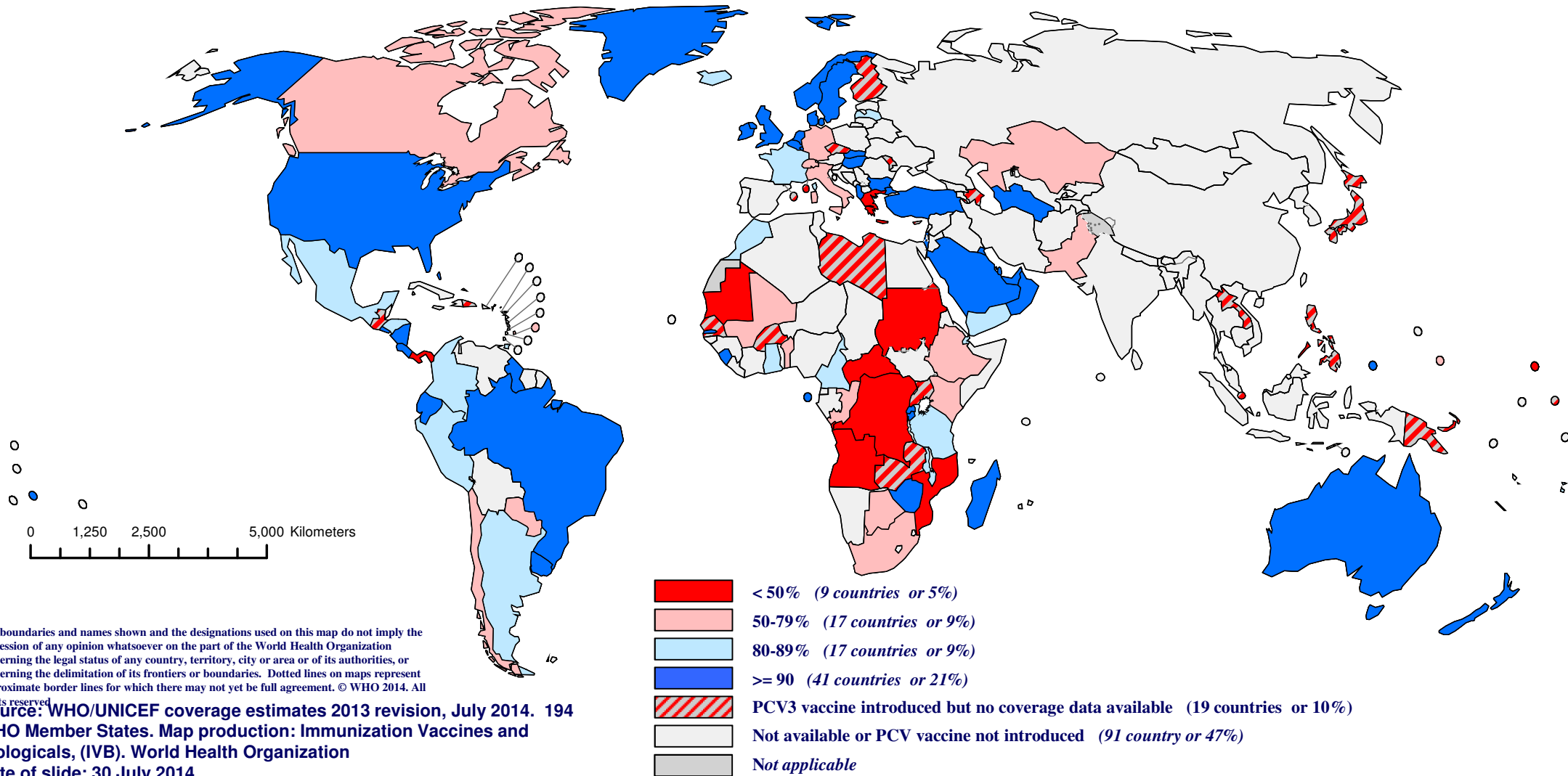
© WHO 2014. All rights reserved

Source: WHO/IVB Database as at 08 July 2014.

Map production: Immunization Vaccines and Biologicals, (IVB),
World Health Organization.

194 WHO Member States. Date of slide: 30 July 2014

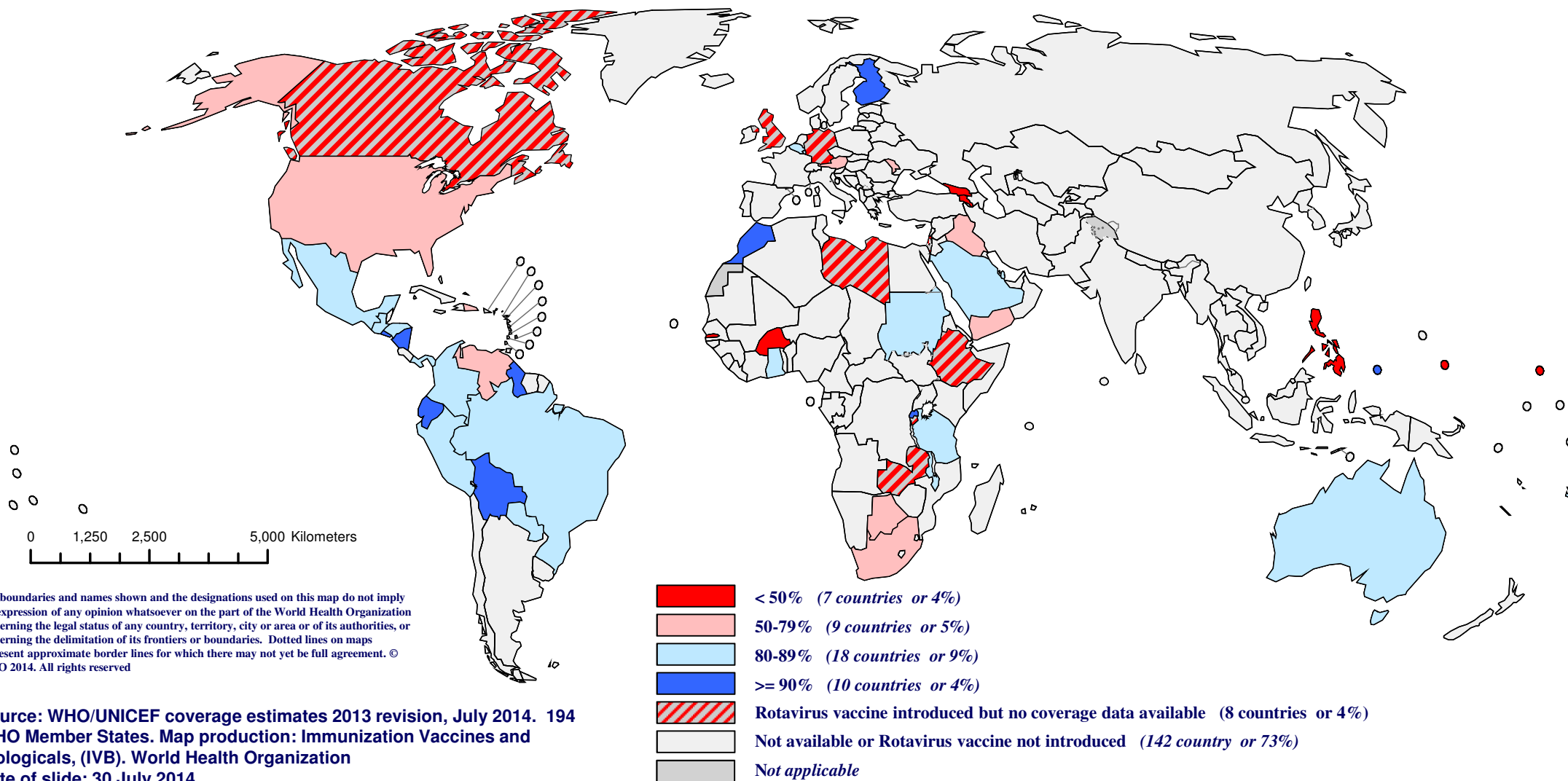
Immunization coverage with PCV3 containing vaccines in infants, 2013



The boundaries and names shown and the designations used on this map do not imply the expression of any opinion whatsoever on the part of the World Health Organization concerning the legal status of any country, territory, city or area or of its authorities, or concerning the delimitation of its frontiers or boundaries. Dotted lines on maps represent approximate border lines for which there may not yet be full agreement. © WHO 2014. All rights reserved.

Source: WHO/UNICEF coverage estimates 2013 revision, July 2014. 194 WHO Member States. Map production: Immunization Vaccines and Biologicals, (IVB). World Health Organization
Date of slide: 30 July 2014

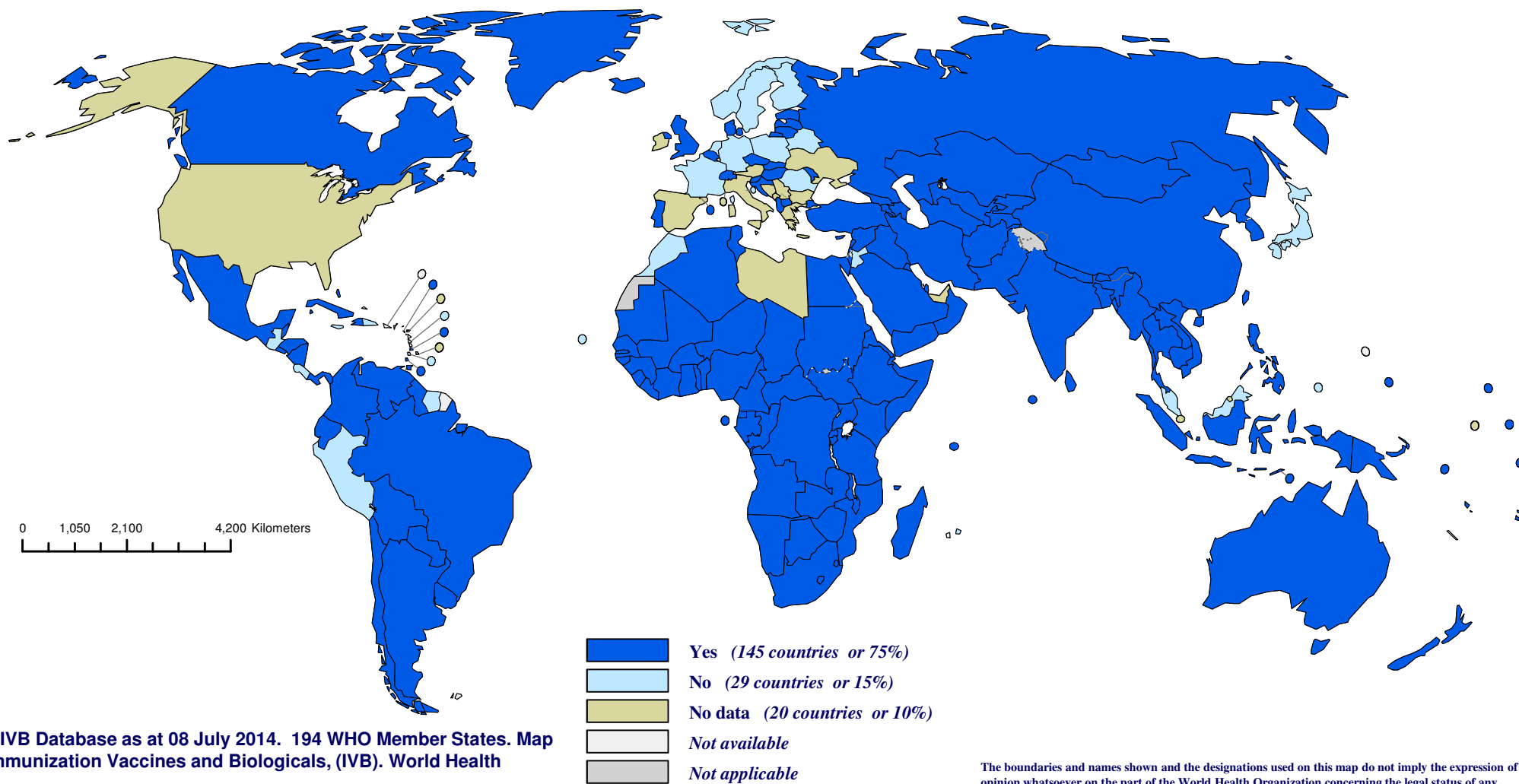
Immunization coverage with Rota containing vaccines in infants, 2013



The boundaries and names shown and the designations used on this map do not imply the expression of any opinion whatsoever on the part of the World Health Organization concerning the legal status of any country, territory, city or area or of its authorities, or concerning the delimitation of its frontiers or boundaries. Dotted lines on maps represent approximate border lines for which there may not yet be full agreement. © WHO 2014. All rights reserved

Source: WHO/UNICEF coverage estimates 2013 revision, July 2014. 194 WHO Member States. Map production: Immunization Vaccines and Biologicals, (IVB). World Health Organization
Date of slide: 30 July 2014

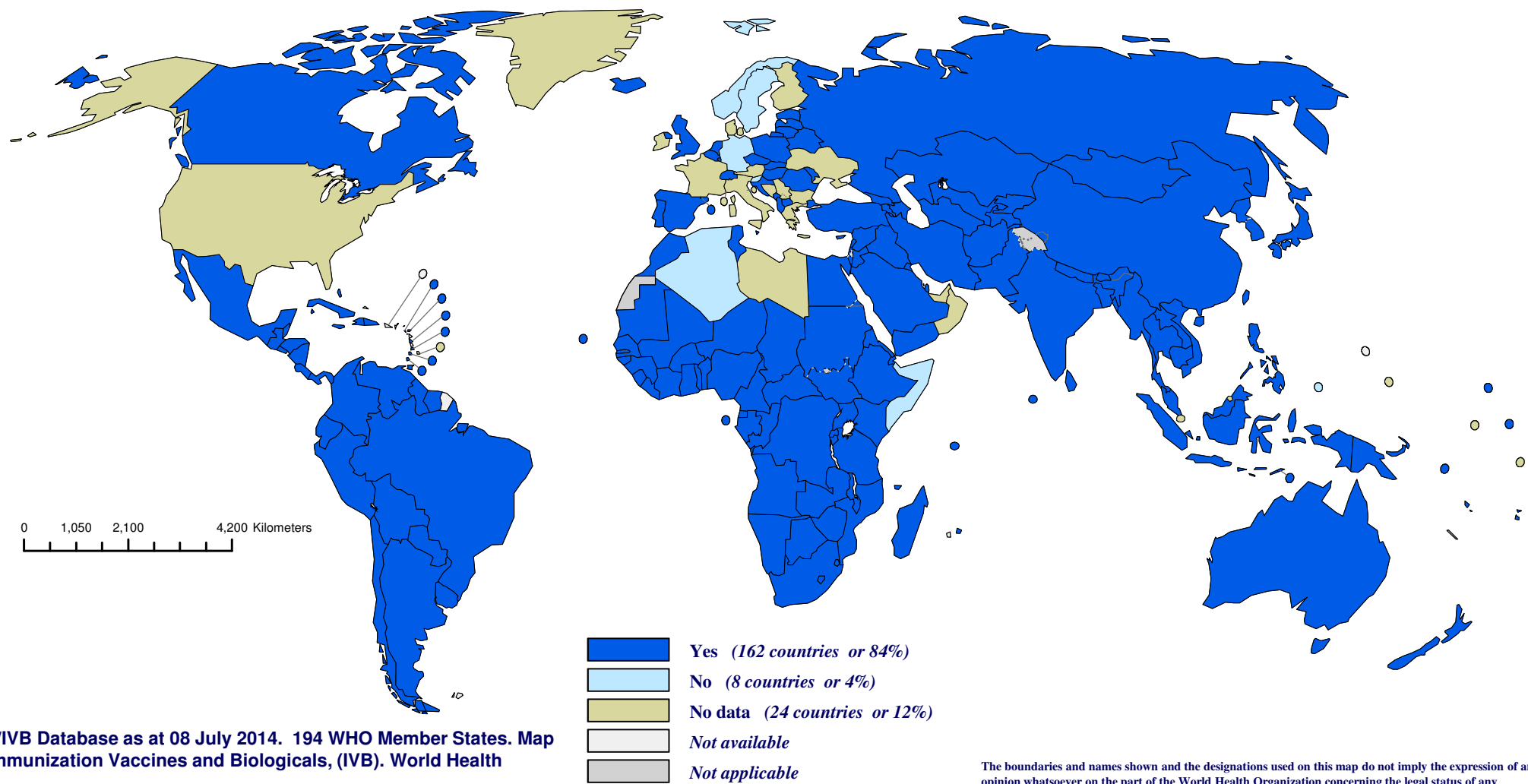
Countries with a 3-5 year strategic plan for the national immunization system, 2013



Source: WHO/IVB Database as at 08 July 2014. 194 WHO Member States. Map production: Immunization Vaccines and Biologicals, (IVB). World Health Organization
Date of slide: 30 July 2014

The boundaries and names shown and the designations used on this map do not imply the expression of any opinion whatsoever on the part of the World Health Organization concerning the legal status of any country, territory, city or area or of its authorities, or concerning the delimitation of its frontiers or boundaries. Dotted lines on maps represent approximate border lines for which there may not yet be full agreement. © WHO 2014. All rights reserved

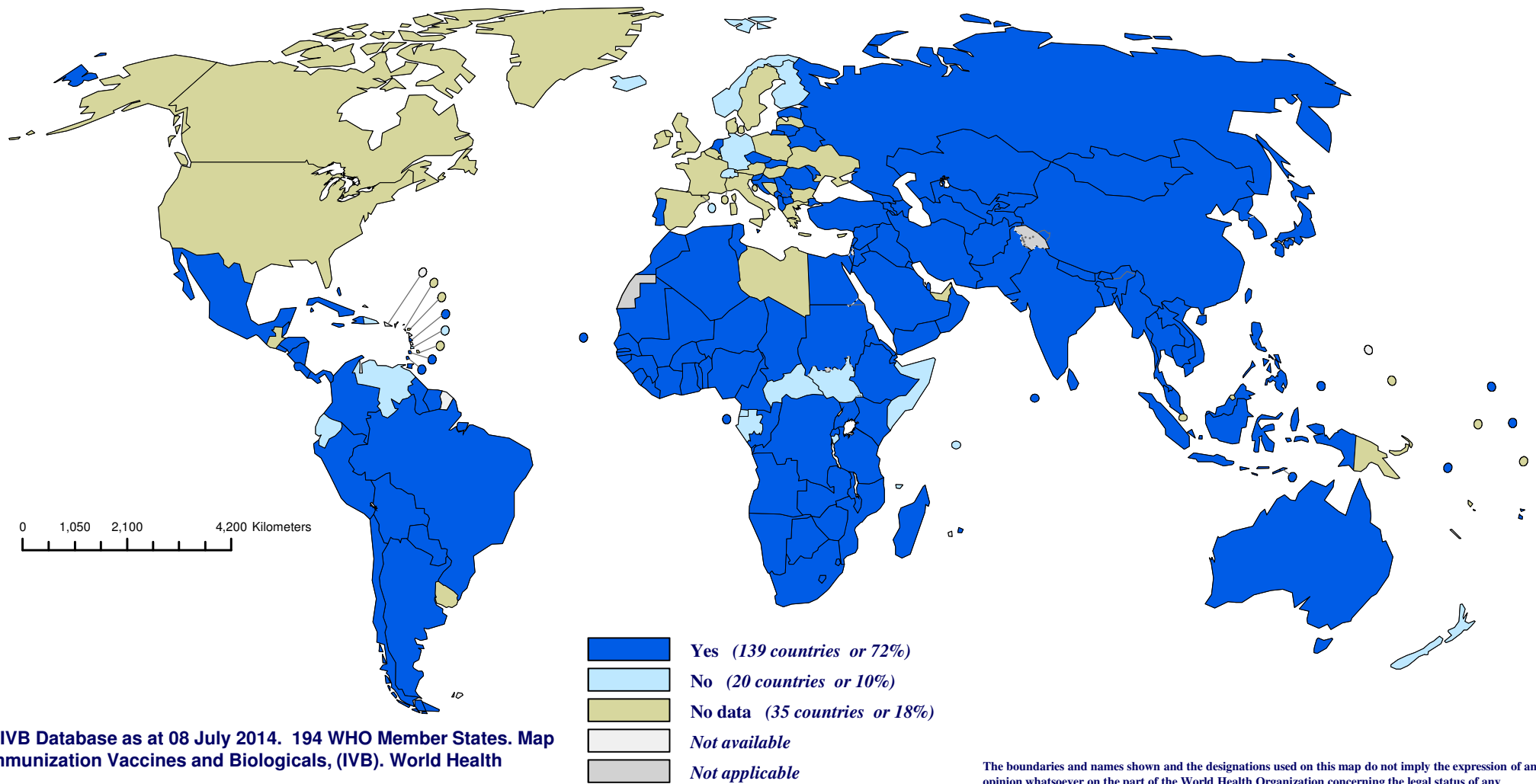
Countries with a national annual work plan for immunization services, 2013



Source: WHO/IVB Database as at 08 July 2014. 194 WHO Member States. Map production: Immunization Vaccines and Biologicals, (IVB). World Health Organization
Date of slide: 30 July 2014

The boundaries and names shown and the designations used on this map do not imply the expression of any opinion whatsoever on the part of the World Health Organization concerning the legal status of any country, territory, city or area or of its authorities, or concerning the delimitation of its frontiers or boundaries. Dotted lines on maps represent approximate border lines for which there may not yet be full agreement. © WHO 2014. All rights reserved

Countries having a policy being implemented for immunization injection safety, 2013



Source: WHO/IVB Database as at 08 July 2014. 194 WHO Member States. Map production: Immunization Vaccines and Biologicals, (IVB). World Health Organization
Date of slide: 30 July 2014

The boundaries and names shown and the designations used on this map do not imply the expression of any opinion whatsoever on the part of the World Health Organization concerning the legal status of any country, territory, city or area or of its authorities, or concerning the delimitation of its frontiers or boundaries. Dotted lines on maps represent approximate border lines for which there may not yet be full agreement. © WHO 2014. All rights reserved